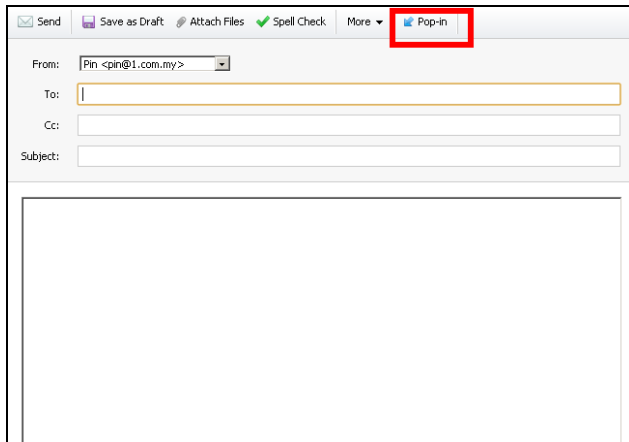


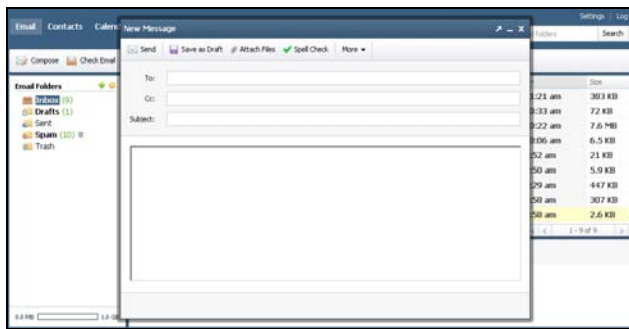
Email Tips and Tricks

1. Compose new email Faster

Press **Compose** after login to your webmail (<http://mail.1.com.my>). Press **Pop-in** button.

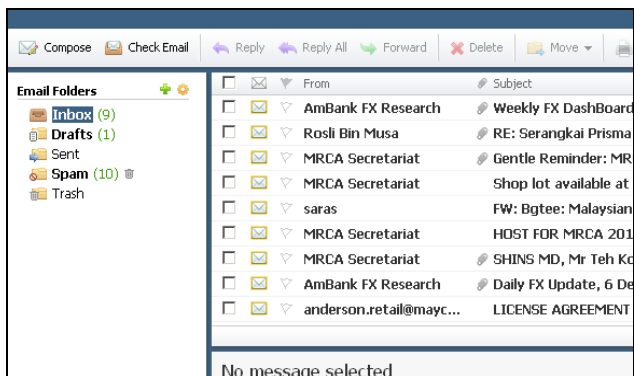


The new compose windows will load faster.



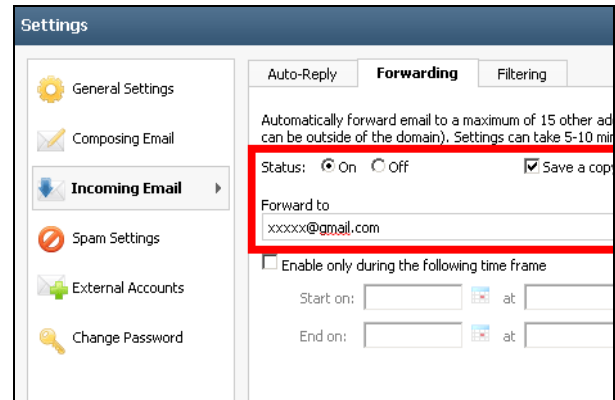
2. Manage your Spam

Sometimes, genuine messages could be marked as Spam. It is stored in the Spam folder inside your Webmail. To unmark, select the message and choose **More > Not Spam**



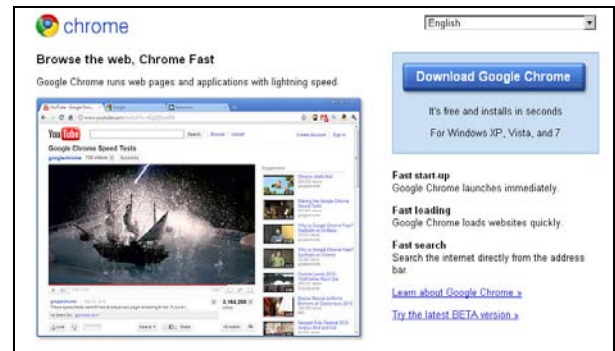
3. Free email backup

You can use the Forwarding features to send a copy of incoming message to any other third party mailbox, eg. xxx@gmail.com. Remember to check '**Save a copy...**'



4. Use a faster web browser

Use Google Chrome instead of Internet Explorer or Firefox. Google Chrome is a new web browser, free and access Webmail faster. Download: <http://www.google.com/chrome>



5. Access your email from your Mobile

For those mobile users, you can login to your Webmail faster by using <http://m.1.com.my> instead of <http://mail.1.com.my>

We have also written a guide for iPhone/iPad, Android and Smart Nokia phone users. Pls refer to website www.1.com.my > Search

